



Buddy Cloud
Web Design
Step 2 | 080704

yellow design | yellow circle | yellow too | Köln | Pforzheim | Berlin

Design Concept
Symbol Soup



Font: Corbel | Windows Vista Systemfont



main menu

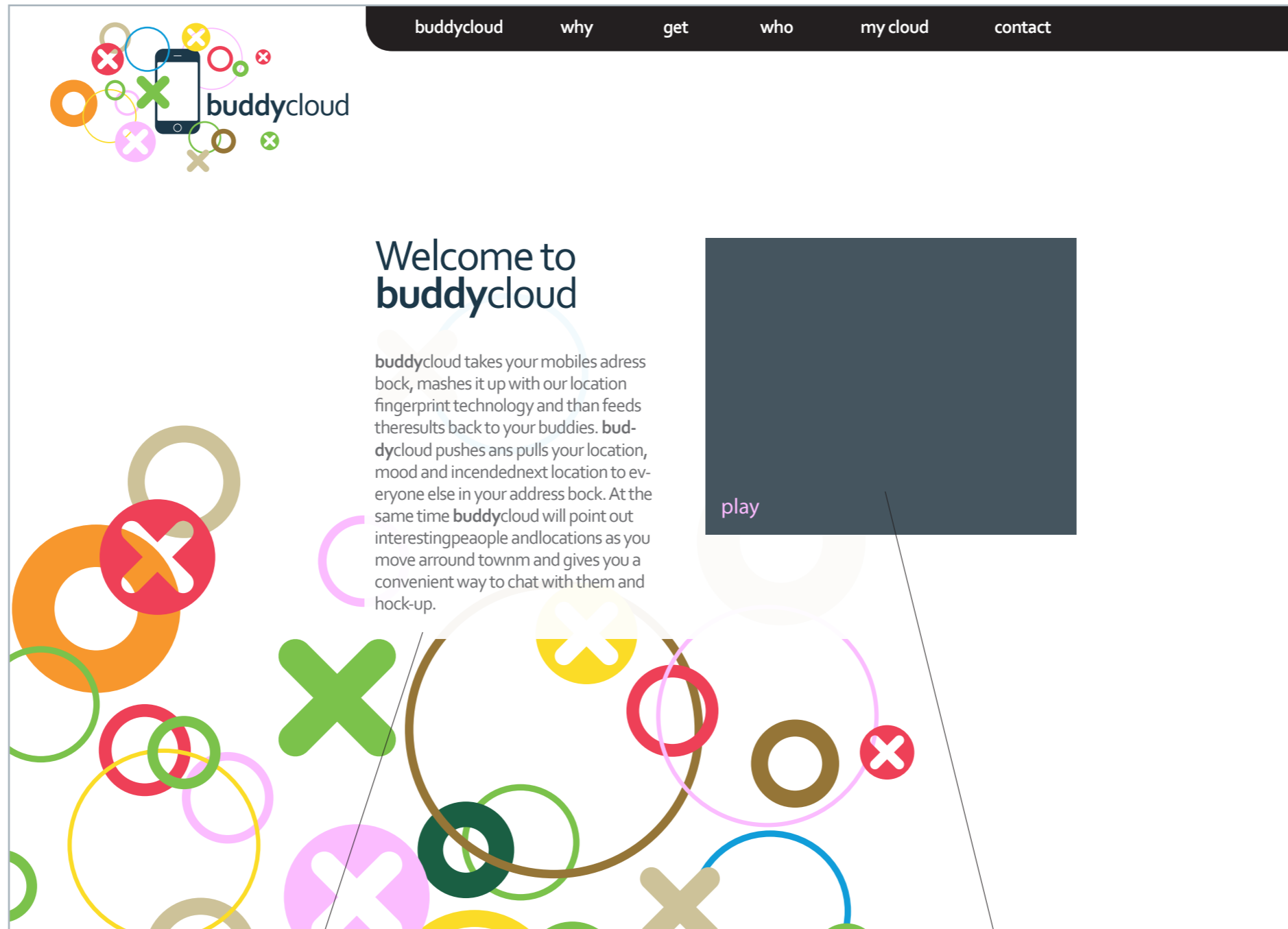


main page

info about buddycloud - what is it?

main menu border

We have to think about main menu topics!?



main page

info about the buddycloud - what is it?

video or animation shows functions

The screenshot shows the Buddy Cloud website interface. At the top, a navigation bar contains links: hello, why, get, who, logout, and contact. The main content area features a vertical timeline of events for the user 'me'. The timeline is a red vertical bar with various icons and text labels. To the left of the timeline are several event entries with timestamps and location names. To the right of the timeline is a profile card for 'Antje' with a small photo. On the far left, there is a sidebar menu with buttons for BUDDIES, PLACES, FAVORITES, DROP-INS, and PEOPLE. A legend on the right side explains the icons used in the timeline. Annotations with lines point to specific elements on the page.

Navigation: hello, why, get, who, logout, contact

Logo: buddycloud

Timeline Labels (from top to bottom):

- 24.00 place: at home
- 20.17
- 19.03 place: bar tausend
- next place: swimming
- 13.22
- 13.17
- 13.15
- anne
- place: white trash, see anne
- message
- 9.56
- place: yellow office
- 8.00
- Status schange/ mood
- place: at home

Profile Card: me, Antje

Sidebar Menu: BUDDIES, PLACES, FAVORITES, DROP-INS, PEOPLE

Annotations:

- favorites (points to FAVORITES button)
- my past day, my timeline, Scrolable up and down (points to the main content area)
- people nearby (points to the top of the timeline)
- me (points to the profile card)
- place: at home (points to the first event)
- place: bar tausend (points to the third event)
- anne (points to the event at 13.17)
- place: white trash, see anne (points to the event at 13.15)
- message (points to the event at 13.15)
- place: yellow office (points to the event at 9.56)
- Status schange/ mood (points to the event at 8.00)
- place: at home (points to the event at 8.00)

Legend:

Icons are showing action (on me timeline):

- place: bar tausend (Red X icon)
- Buddy (Red person icon)
- Change of Staus/Mood (Red smiley icon)
- Message (Red message icon)

Icons are showing action (next to me):

- left message at place (Yellow X icon)
- Buddy unknown (Black person icon)

The screenshot shows the Buddy Cloud website interface. At the top, there is a navigation bar with links: hello, why, get, who, logout, and contact. The Buddy Cloud logo is in the top left corner. A sidebar on the left contains navigation buttons: BUDDIES, PLACES, FAVORITES, DROP-INS, and PEOPLE. The main content area displays a vertical timeline for a user named 'Antje'. The timeline consists of a red vertical line with various icons (X, person, smiley, list) and time stamps. Annotations include: '24.00' with a red X icon; '(roll over): Peter wars in the area' with a green X icon and time '20.17'; '19.03' with a smiley icon and a vertical label 'next place:swimming'; '13.22' with a person icon; '(roll over): Anna is in the area' with a yellow person icon and time '13.17'; '(roll over): Yellow Too office' with a list icon and time '13.15'; '9.56' with a red X icon; and '8.00' with a smiley icon. A text box on the right explains: 'on roll-over you can see whats behind the „action“ icon'. The name 'Antje' is displayed at the top of the timeline with a profile picture.

inside/ my past day

The screenshot shows the Buddy Cloud website interface. At the top, there is a navigation bar with links: hello, why, get, who, logout, and contact. The Buddy Cloud logo is in the top left corner. Below the navigation bar, there is a text box explaining a feature: "this is anna - if you click on anna, you can message her in the „Message box“" and "we have to make the connection between icon and Message clear here!". The main content area is a chat log titled "BUDDIES" and "PLACES". The chat log shows a conversation between Antje and Anna. The messages are as follows:

- 24.00: Antje: Office: 3. July 2008: 13.15 Hi Kate.
- 19.03: Anna: With Trash: 3. July 2008: 13.15 (like to go Home) Hi Antje, are you at the office?
- 13.22: (roll over): Office: 3. July 2008: 13.17 Anna is in the road) I will have lunch, now.
- 13.17: (roll over): Anna: With Trash: 3. July 2008: 13.20 (like to go Home) Do you like to come to the With Trash?
- 13.15: (roll over): Yellow Top office
- 9.56: Antje: Office: 3. July 2008: 13.25 (in the White Trash) Yes of course.
- 8.00: Writing Field: Hi, Kat

There are also some annotations in the chat log: "(roll over): Peter wars in the area" at 20.17 and "next place:swimming" at 19.03.

inside/ my past day

The screenshot shows the Buddy Cloud website interface. At the top, there is a navigation bar with links: hello, why, get, who, logout, contact. The Buddy Cloud logo is in the top left. A left sidebar contains menu items: BUDDIES, PLACES, FAVORITES, DROP-INS, PEOPLE. The main content area displays a vertical timeline of events and messages. The timeline is divided into two sections: a red section on the left and an orange section on the right. The red section shows events from 8.00 to 24.00, including messages from Antje and Anna. The orange section shows events from 8.20 to 24.00, including a 'dancing' event. Annotations with arrows point to specific elements: 'place: at home' points to a red 'X' icon at 24.00; '(roll over): Peter wars in the area' points to a red 'X' icon at 20.17; 'next place: swimming' points to a red 'X' icon at 19.03; '(roll over): Office: 3. July 2008: 13.17 Anna is in the road) I will have lunch, now.' points to a red 'X' icon at 13.17; '(roll over): Office: 3. July 2008: 13.20 Anna is in the road) I will have lunch, now.' points to a red 'X' icon at 13.20; '(roll over): Yellow Top office' points to a red 'X' icon at 13.15; '(roll over): Office: 3. July 2008: 13.25 (in the White Trash) Yes of course.' points to a red 'X' icon at 9.56; 'Writing Field: Hi, Kat' points to a text input field at 8.00. The orange section has a 'dancing' event at 24.00, with a '(roll over): Annas timeline' annotation pointing to a red 'X' icon at 24.00. A text box at the top right says: 'If I click on anna, I can see her timeline! > we have to make the connection between Anna and the new timeline here, too.'

inside/ my past day

timeline anne